



City of Boston
www.boston.gov


CITY of BOSTON

Boston.gov is the home for tons of City of Boston online resources.

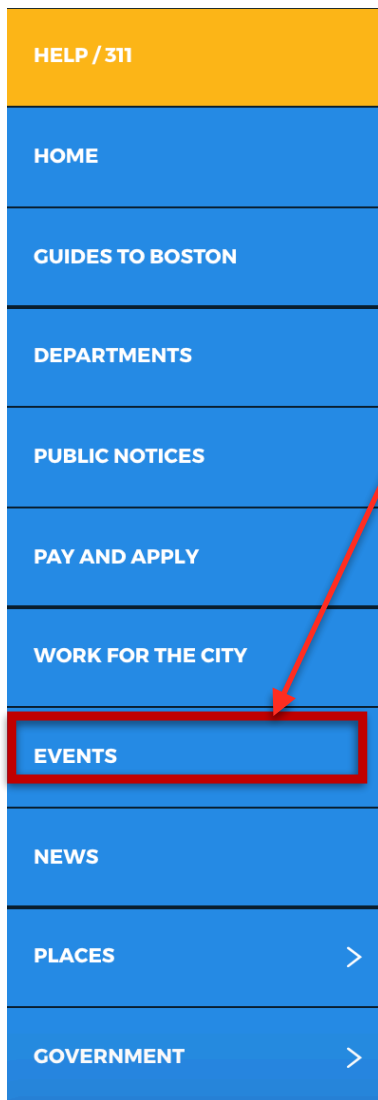
This tutorial will explain how to use the site to learn about city **events**, take care of important official **transactions**, and use helpful **“How To Guides”** for basic needs such as getting food assistance, finding affordable housing and connecting to low-cost home Internet!

Note: See our “BOS311” tutorial for a full explanation of how to use the 311 service to report non-emergency issues

Let’s begin by going to the City of Boston website. Scroll up and down to familiarize yourself with the layout of the site and to read the day’s important News & Announcements.



To find all of the information and resources on Boston.gov, click on the red “menu” button in the top left corner.



This menu will help you find anything you need on the Boston.gov website. Other tabs on this menu will be covered later in the tutorial, but for now, let's click on "events" to find out more about what's going on in Boston.

Scroll down the page to see **events** in Boston listed by date. Use the boxes on the left to filter the events you see by date, title, event type and neighborhood.

[HOME](#) > [EVENTS](#)

EVENTS

The [Boston Public Library](#) and [Boston Public Schools](#) have separate calendars. For arts and culture events, or to submit your own arts and culture event, visit the [ArtsBoston calendar](#). For information on public hearings and meetings, [please search public notices](#). We also created an [RSS feed for City of Boston events](#).

Filter by dates	▼
Filter by title	▼
Filter by event type	▼
Filter by neighborhood	▼
Filter by department	▼

APPLY	↻
-------	---

JUNE 5, 2018

CREATING LIFE SCIENCES CORRIDOR CONNECTIONS	8:00am-9:30am	>
CITY HALL TO GO: HYDE PARK	12:00pm-2:00pm	>
36TH ANNUAL JIMMY FUND SCOOPER BOWL	12:00pm-8:00pm	>
CITY HALL TO GO: WEST ROXBURY	3:30pm-6:30pm	>

JUNE 6, 2018

If you see an event that sounds interesting, click on it to drop down a box like the one below with more event details:

36TH ANNUAL JIMMY FUND SCOOPER BOWL 12:00pm-8:00pm ✓

📍 CITY HALL PLAZA
1 CITY HALL SQUARE
BOSTON, MA 02201

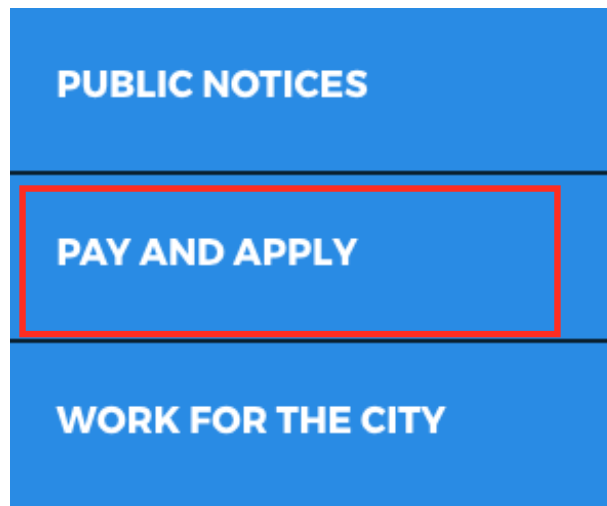
✉ SCOOPER_BOWL@DFCI.HARVARD.EDU

Price: \$3+


Indulge your sweet tooth while fighting cancer with the Jimmy Fund at Dana-Farber Cancer Institute.

EVENT WEBSITE 🌐









Now let's see how to use the site for important official transactions. On any of the [boston.gov](https://www.boston.gov) pages click **"PAY AND APPLY"** at the top or find it in the menu we looked at earlier.



Here you will find common types of payments and forms.



COMMON PAYMENTS AND FORMS

 Pay your motor vehicle excise tax	 Pay a parking ticket	 Apply for a resident parking permit	 Pay your real estate taxes
 Request a birth certificate	 Reserve a parking spot for your moving truck	 Get a copy of a marriage certificate	 How to pay the fine for a code violation

If you already know what you need to do type it into the “Search Transactions” box, or scroll down to see a list of Main Transactions.


Some common actions are paying/appealing a parking ticket, registering a business, or requesting a birth/death/marriage certificate

Search transactions...



Main Transactions

Appeal a Green Ticket	If you want to appeal a sanitary or snow and ice "Green Ticket," you can request a hearing.
---------------------------------------	---




Click on the transaction you need, and you will be taken to the appropriate form

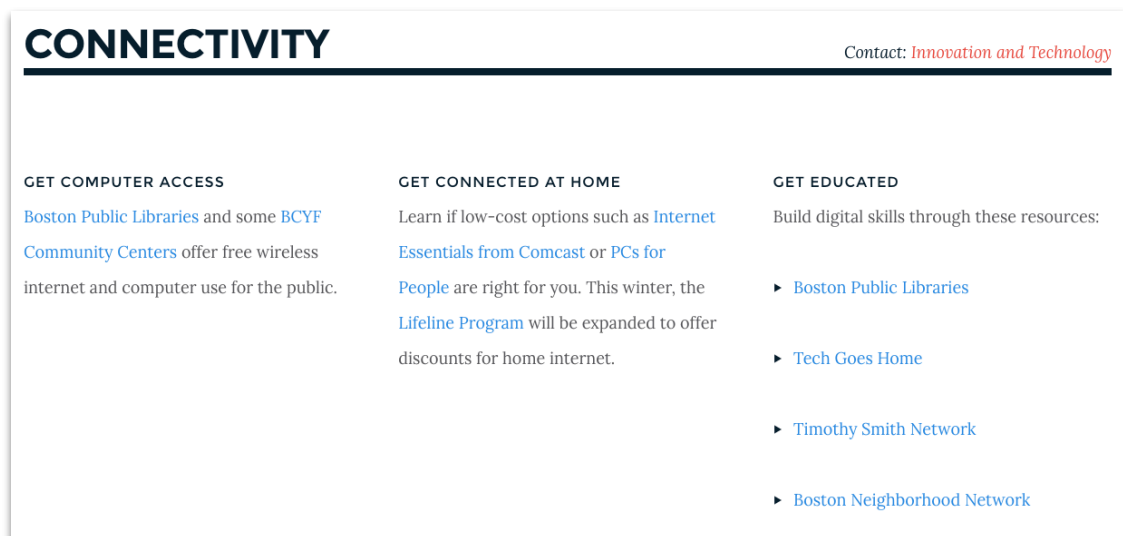
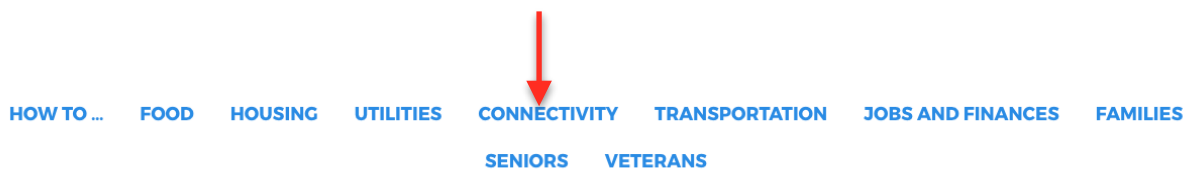
The final [boston.gov](https://www.boston.gov) online resource we will look at today are the helpful “**How To Guides**”. If you are struggling with housing, food, or other basic needs, you are not alone. There are many ways the City of Boston can help.

To access these kits either type in:
<https://www.boston.gov/low-income-resources>

You can click on one of these icons or scroll down for more info:



At the top of these guides you will see links to the basic need resources. Clicking on one will scroll you down the page. Let's try clicking on “connectivity”



Each of these guides has a similar layout:

1. Name of the guide in the top left
2. Departmental contact link in the top right
3. Resources at the bottom

1. **CONNECTIVITY**

2. Contact: [Innovation and Technology](#)

3.

GET COMPUTER ACCESS
Boston Public Libraries and some BCYF Community Centers offer free wireless internet and computer use for the public.

GET CONNECTED AT HOME
Learn if low-cost options such as [Internet Essentials](#) from Comcast or PCs for People are right for you. This winter, the [Lifeline Program](#) will be expanded to offer discounts for home internet.

GET EDUCATED
Build digital skills through these resources:

- ▶ [Boston Public Libraries](#)
- ▶ [Tech Goes Home](#)
- ▶ [Timothy Smith Network](#)
- ▶ [Boston Neighborhood Network](#)

If you're reading this, congratulations on already taking steps to get educated about digital skills!

There are guides on everything from Food and Housing to resources for Seniors and Veterans.

To read the "How To Guide" for a different resource, simply click the word from the menu across the top:



HOW TO ... FOOD HOUSING UTILITIES CONNECTIVITY TRANSPORTATION JOBS AND FINANCES FAMILIES SENIORS VETERANS

Now you have the knowledge to explore [boston.gov](https://www.boston.gov) and take advantage of online city resources!