



<https://www.commonsense.org/education/>

## How to Get Started

### About Common Sense Education

Common Sense is the nation's leading nonprofit organization dedicated to improving the lives of all kids and families by providing the trustworthy information, education, and independent voice they need to thrive in the 21st century. Schools everywhere trust the free digital citizenship curriculum and edtech ratings. Educators get access to lesson plans, edtech ratings, tools and more.

### Instructions:

- Create an account by visiting: <https://www.commonsense.org/education/user/register> and filling out the form.
- If you have a Google account or Clever account, you can use either of those [sign-in credentials](#). Or, use your email address.
- When creating a password, it must be at least 8 characters in length and include an uppercase letter and a number or symbol.
- Click the NEXT button


The screenshot shows the 'Create Your Free Account' page for Common Sense Education. At the top is the Common Sense Education logo. Below it, the title 'Create Your Free Account' is displayed. A note states: 'Educators can create accounts to access lesson plans, review edtech tools, and more. Students should not create their own accounts.' There are two buttons for social login: 'Sign in with Google' and 'Sign in with Clever'. Below these is the text 'OR USE YOUR EMAIL'. The form has three input fields: 'Enter your email address', 'Create password' (with a 'Password strength:' indicator above it), and 'Confirm password'. At the bottom right is a green 'Next' button. A large red arrow points from the left towards the 'Next' button.



<https://www.commonsense.org/education/>

### Instructions continued:

- Complete the form by entering information into all of the fields.
- When creating a username for your account, it must be between 2-24 characters in length. The only punctuation allowed is period, hyphen, apostrophe and underscore.
- Enter the text you see in the [CAPTCHA](#) window. If you are unable to distinguish the text, click the audio button in the top left corner.
- After completing the form click on the “Create my account” button.

 **common sense education**

### Create Your Free Account



Educators can create accounts to access lesson plans, review edtech tools, and more. Students should not create their own accounts.

First name  Last name   
This field is required. This field is required.

Create username   
Your username must be 2 to 24 characters long.

ZIP code (U.S. only)  ☐ I'm not in the U.S.

Where do you work as an educator?

  
Enter text from image  


☐ I agree to the Common Sense Media terms of use and privacy policy.\*



<https://www.commonsense.org/education/>

### Instructions continued:

- Complete a profile. Doing so will help the site customize content for your role or interests:
  - Role
  - Grades you instruct
  - Subjects you instruct
- Click NEXT



ACCOUNT CREATED ABOUT YOU YOUR NEWSLETTERS

**Complete your profile** [Skip this step](#)

Personalize your experience by answering a few simple questions.

My professional role  
Please select ▼

My grades  
Pre-K K 1 2 3 4 5 6 7 8 9 10 11 12

My subjects  
☐ English Language Arts ☐ Math ☐ Science  
☐ Social Studies ☐ Arts ☐ World Languages  
☐ English-Language Learning ☐ Health & Wellness

How did you hear about Common Sense Education?  
Please select ▼


**Next**



<https://www.commonsense.org/education/>

### Instructions continued:

- One of the benefits provided by Common Sense Education are newsletters. Review the options and select those you may want to subscribe to. Topics and frequency vary by newsletter.
- After selection, click the Subscribe button.









ACCOUNT CREATED ABOUT YOU YOUR NEWSLETTERS

### Your newsletters

[Skip this step](#)

Get the latest tips, reviews, and resources from our experts straight to your inbox!

 <p><b>Common Sense Education</b> <i>Weekly</i></p> <p>Discover teacher-approved tools and resources to inspire your next great lesson.</p> <p>Subscribe</p>	 <p><b>Common Sense Media</b> <i>Twice a week</i></p> <p>Get the latest parenting advice and stay in the know with all things Common Sense. Plus, see selected new ratings and reviews for movies and more.</p> <p>Subscribe</p>
 <p><b>Boletín Latino</b> <i>Bisemanal</i></p> <p>Obtén recomendaciones, consejos y consejos para tu familia.</p> <p>Únete ya</p>	 <p><b>Kids Action</b> <i>Periodically</i></p> <p>Stay up to date on our advocacy work that aims to improve kids' digital well-being.</p> <p>Subscribe</p>



<https://www.commonsense.org/education/>

**CONGRATULATIONS! YOU NOW HAVE AN ACCOUNT. LET'S TAKE A TOUR:**

The screenshot shows the Common Sense Education website. At the top is the Common Sense Education logo and a search bar. Below the logo is a green navigation bar with links: Digital Citizenship, EdTech Reviews, Professional Development & Advice, Resources in Spanish, and Distance Learning. The main banner features a photo of two children looking at a screen, with the text: "Schools everywhere trust our free digital citizenship curriculum and edtech ratings". Below the banner is a section titled "What Are You Looking For?" which contains three cards:

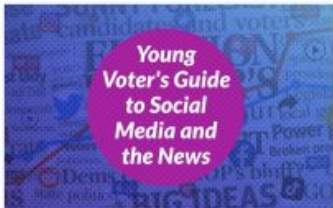
- Digital Citizenship**: Help students take ownership of their digital lives. New lessons now available! (Annotated with a curved arrow pointing to it from the bottom left.)
- EdTech Ratings & Reviews**: In-depth and trusted reviews by our experts help you find the right app, game, or website for your classroom.
- Wide Open School**: Free and easy-to-use distance learning hub for families and educators with students pre-K-12. (Annotated with a curved arrow pointing to it from the bottom right.)

Three core areas



## FEATURED RESOURCES, WEBINARS, TOOLS AND MORE:

Featured Resources




**Young Voter's Guide to Social Media and the News**

It's an election year. Focus on news and media literacy in the classroom.

Finding reliable voter resources is no easy task. That's why Common Sense created the Young Voter's Guide to Social Media and the News.


[Go to the guide](#)



**Expert Advice, Curated For You**

Stay up-to-date on new edtech tools, and find inspiration for your classroom.


[See the advice](#)



**Introducing Common Sense Selections for Learning**

This brand-new program recognizes the year's best media resources and tools, hand-picked by our editorial staff and based on our rigorous pedagogical rubric and extensive evaluation process.

[See our selections](#)




**Join Our Facebook Group**

Connect with other inspiring educators committed to a classroom culture of digital citizenship and learning.


[Join today](#)

Discover More




**Recognition**

Join a community of exemplary educators and schools.




**Family Engagement Resources**

Help families have meaningful conversations about their digital lives.



**Our Latest Research**

The Common Sense Census: Inside the 21st-Century Classroom (2019)



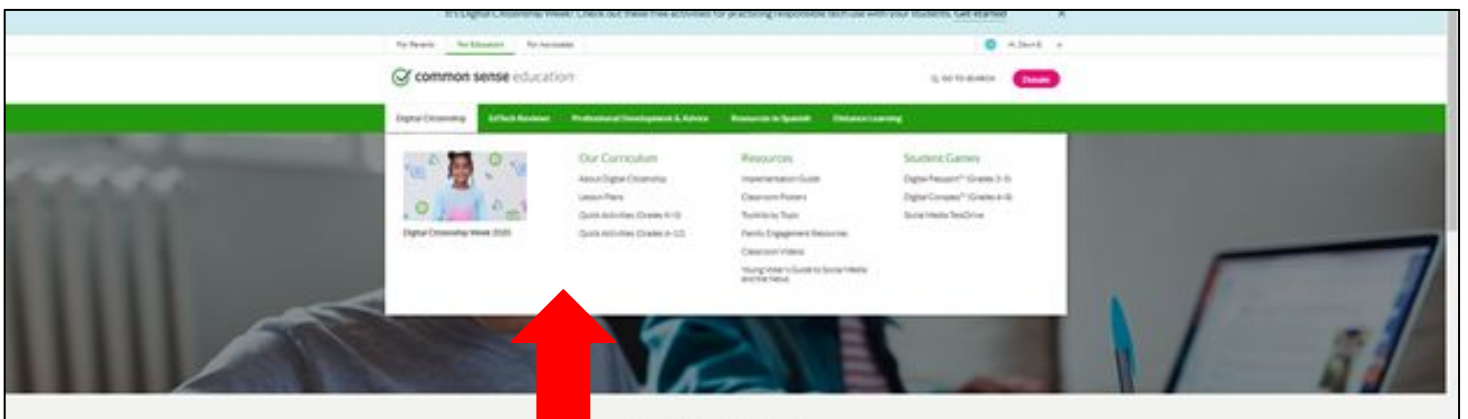
**Free Monthly Webinars**

Get helpful tips and strategies on the topics you care about the most.



<https://www.commonsense.org/education/>

## SITE NAVIGATION:



- Hover your mouse over the menu options at the top of the page to navigate to more pages/topics.
- Leverage the search bar in the upper right corner:

GO TO SEARCH

Donate

ning



<https://www.commonsense.org/education/>

By clicking the “Go to Search” link in the upper right corner you will be directed to: <https://www.commonsense.org/education/search-start>

The screenshot shows the Common Sense Education website. At the top, there is a navigation bar with the Common Sense Education logo on the left and a search bar on the right. A red arrow points to the search bar, which contains the text "GO TO SEARCH". To the right of the search bar is a "Donate" button. Below the navigation bar is a green banner with the text "Search reviews, lessons, videos, and advice." and a search input field. The input field contains the text "Enter keywords to refine your search." and a "Choose a resource" button. Below the banner is a section titled "Browse resources to find what you're looking for." which contains three cards: "Reviews", "Lessons", and "Videos & Advice". Each card has an icon, a title, and a brief description.

common sense education®

GO TO SEARCH

Donate

Digital Citizenship EdTech Reviews Professional Development & Advice Resources in Spanish Distance Learning

Search reviews, lessons, videos, and advice.

Enter keywords to refine your search. Choose a resource

Browse resources to find what you're looking for.

**Reviews**  
See all reviews and Top Picks lists to find the right app, game, or website for your students.

**Lessons**  
Find lesson plans and activities that will prepare students to be digital learners and citizens.

**Videos & Advice**  
Get ideas and inspiration for your classroom with video tips, expert advice, and more.

- **Reviews**
- **Lesson Plans**
- **Videos and Advice**
- **What's New and More**





<https://www.commonsense.org/education/>

## NEED HELP?

- Visit the member help center:  
<https://commonsense.force.com/membersupport/s/>
- Find links to technical support and more:

